



*The theme of the sports coupé is one of the most fascinating.*

*It has always been the realm of Italian stylists and Alfa Romeo cars.*

*Because the coupé is a vocation for Alfa Romeo, a real tradition.*

*The line of the Alfa GTV is born out of cooperation with Pininfarina; joint research and design activities that have created unmistakable styling, which respects the legendary brand identity.*

*The car has a wedge shape, with deep grooves along the sides. The tracks are wide and the wings are generous with the wheels flush with the body, to underline its muscular strength. The tail is high.*

*Formal details interpreted with perfect balance, in which the styling experience of great Alfa Romeos of the past is immediately evident, like a sophisticated game of similarities and differences.*

At every moment of Alfa Romeo's history, one particular car has always been entrusted with the task of representing the very best of Alfa's technology.

A pure, uncompromising car, the symbol of Alfa Romeo's philosophy as a manufacturer.

In this spirit, Alfa Romeo presents the Alfa GTV, its modern interpretation of the concept of the sports coupé: a car designed and built to give unique, inimitable driving pleasure.

At its heart lies the perfect synthesis of state-of-the-art technologies, each an integral part of a refined mechanical project. Different engines designed for different uses, but all with the same extraordinary Alfa performance.

Multi-link rear suspension architecture.

An interior designed to let you sit back comfortably and enjoy the exciting performance.


A strong character, without hesitation and always sure of itself.

Alfa GTV. The pride of Alfa Romeo.



**ALFA GTV.  
THE SPORTS COUPÉ  
FROM ALFA ROMEO**

**AN UNMISTAKABLE LINE,  
AN EXTRAORDINARY CHARACTER**









*The steering wheel adjusts for height and reach, and the front seat belts are also height-adjustable.*

*The welcoming anatomical seats incorporate head restraints and the foam padding provides differentiated support, as well as excellent lateral containment, even at high speeds.*

*An automatic climate control system is standard equipment on all versions.*

*On request, standard equipment can be enhanced with interesting options such as an electric sunroof, and metallic paint.*

*The Alfa GTV also offers you the beauty and prestige of two special trims: Blue Style and Red Style, according to the dominant blue or red colour of the leather covering the seats, fascia, panels and door pockets. A complete alternative outfit that will make your car even more personal and exclusive.*

*Blue Style offers blue fascia insert, door panels, carpeting and mats with blue or white seats, and door pockets in the same colour.*

*Red Style offers black door pockets, carpet and mats, and red fascia insert and door panels with black or red seats.*

Sportiness or comfort? The Alfa GTV shows that it is possible to design a fast car without lowering the quality of life on board. A sports car to drive and enjoy.

The large, circular speedometer and rev counter, positioned at the centre of the steering wheel, are highlighted by light frames with an attractive metal effect, an elegant styling reference to the great Alfa Romeos of the past.

Like the secondary instruments on the titanium-effect central console, which are also circular and turned towards the driver. Depending on the version, the upholstery is trimmed in grey super soft fabric or in Black, Red or Natural Momo leather. The Alfa GTV Lusso is also available with two prestigious special trims:

Blue Style and Red Style, depending on whether the leather of the fascia insert is blue or red. A complete alternative upholstery system.



## LEATHER UPHOLSTERY: A VAST CHOICE

**MOMO LEATHER UPHOLSTERY OR THE  
CHOICE OF RED STYLE OR BLUE STYLE.  
SPORTINESS COMBINED WITH ELEGANCE**









For the Alfa GTV, Alfa Romeo engineers have developed a multilink rear suspension system designed to guarantee extraordinary roadholding in all driving conditions. The system's main characteristic is its ability to exploit the transverse loads induced in the car during steering manoeuvres (which normally produce a transverse inclination of the car) to optimise the working angle of the rear wheels, and so improve roadholding.

The result must be experienced to be believed. The Alfa GTV reveals exceptional stability, worthy of a true sports car. Roadholding is impeccable even in the presence of maximum lateral acceleration.

Rapid lane changes become easy, and easily controllable. The car stays perfectly stable even when braking on bends. And it behaves perfectly even in the event of emergency manoeuvres to avoid an obstacle. A Coupé with these features and qualities is the perfect expression of Alfa Romeo's great "Cuore Sportivo".

*The front suspension of the Alfa GTV is independent, with MacPherson struts, lower wishbones and an anti-roll bar. The multilink rear suspension keeps the wheels perpendicular to the ground when cornering (thrust on the outside edge, deflation on the other side) so that the tyres are always firmly anchored to the road, with a greater grip margin. The lateral suspension flexibility allows the transverse load to converge the thrusting wheel so that the car will respond more promptly and smoothly. The suspension makes a significant contribution to overall comfort in the car by limiting pitching when braking.*

THIS IS AN  
INVITATION  
TO DISCOVER THE  
PLEASURE OF DRIVING.

**BENDS, LONG  
STRAIGHTS, FAST  
MIXED ROUTES.**










*The architecture of the new generation of Twin Spark engines from Alfa Romeo earned them the epithet of "uncompromising" engines from the trade press: 16V for maximum power output, variable valve timing for maximum flexibility; Twin Spark ignition to optimise combustion and emissions, counter-weighting for extremely quiet running and no maintenance for 62,000 miles. The range-topping Alfa GTV 3.0 V6 24V embodies the best technological skills and all the passion that Alfa Romeo has always put into the design of its true sports cars. The six cylinder 2,959 cc engine, with multivalve timing and 60° V architecture is an undisputed benchmark for the best automotive engineering.*

Each of the engines that power the Alfa GTV is an undisputed benchmark in its class.

The 2.0 Twin Spark has twin cam timing, four valves per cylinder, Twin Spark ignition, variable valve timing, variable geometry intake, hydraulic tappets and double counter-weighting on the crankshaft with a torsional damper.

The 3.0 V6 24V engine is the epitome of Alfa Romeos experience in engine design: 3 litres, 6 cylinders in a 60° V with cylinder head and block made entirely of aluminium. Twin camshafts for each cylinder head and four valves for each cylinder, controlled directly by hydraulic tappets. The choice is yours.




MODERN SPORTINESS IS  
NOT MERELY A QUESTION  
OF PERFORMANCE

**IT IS FIRST  
AND FOREMOST  
A WAY OF LIFE**









## TECHNICAL SPECIFICATION

|  | 2.0 T. SPARK  | 3.0 V6 24V   |
|--|---|--|
| <b>ENGINE</b>  |   |  |
| No. of cylinders, arrangement  | 4 in line, front transverse   | 6 in 60° V   |
| Bore x stroke (mm)   | 83 x 91   | 93 x 72,6  |
| Compression ratio  | 10 : 1  | 10 : 1   |
| Max. power output bhp-EC (kW-CEE)<br>at rpm  | 155 (114)<br>6400   | 220 (162)<br>6300  |
| Peak torque kgm-EC (Nm-CEE)<br>at rpm  | 19,1 (187)<br>3500  | 27,5 (270)<br>5000   |
| Timing gear  | DOHC (toothed belt), 4 valves per cylinder, electrohydraulic variable valve timing  | DOHC for each bank, 4 valves per cylinder  |
| Fuel feed  | Bosh Motronic M1.5.5 MPI electronic injection combined with ignition  | Bosch Motronic ME 2.1 Multipoint electronic injection with electronic throttle valve |
| <b>ELECTRICAL EQUIPMENT (12V)</b>  |   |  |
| Battery: capacity (Ah)   | 70  | 70   |
| Generator (A)  | 100   | 120  |
| <b>TYRES</b>   |   |  |
|  | 205/50 R 16 Y   | 205/50 R 16 Y  |
| <b>STEERING</b>  |   |  |
| System   | rack & pinion with power assistance   | rack & pinion with power assistance  |
| Turning circle between kerbs (m)   | 11,2  | 12   |
| <b>SUSPENSION</b>  |   |  |
| Front  | independent, MacPherson struts, with lower wishbones and anti-roll bar  |  |
| Rear   | independent, double wish-bone with upper triangle, twin lower links, false steer, coil springs, hydraulic dampers and anti-roll bar |  |
| <b>BRAKES (discs)</b>  |   |  |
| Front (mm) ventilated  | D 284   | D 305  |
| Rear (mm)  | D 240   | D 240  |
| <b>BODYWORK - DIMENSIONS</b>   |   |  |
| No. of seats   | 4   | 4  |
| No of doors  | 2   | 2  |
| Length/width (mm)  | 4285/1780   | 4285/1780  |
| Height (mm)  | 1318  | 1318   |
| Wheelbase (mm)   | 2540  | 2540   |
| Front/rear track (mm)  | 1449/1487   | 1508/1530  |
| Luggage compartment (dm³) with mini spare wheel  | 110   | 110  |
| <b>SUPPLIES - WEIGHTS</b>  |   |  |
| Fuel tank (litres)   | 70  | 70   |
| Kerb weight DIN (kg) (kg)  | 1370  | 1415   |
| Max. towable weight (kg)   | 1000  | 1000   |
| <b>PERFORMANCE - CONSUMPTION</b>   |   |  |
| Top speed mph (km/h)   | 134 (216)   | 149 (240)  |
| Acceleration (2 adults + 20 kg)<br>0-62 mph (seconds)  | 8.4   | 6.7  |
| Consumption as per EC Directive 93/116<br>mpg (l/100 km)      urban cycle<br>extra urban<br>combined cycle | 21.2 (13.3)<br>41.5 (6.8)<br>30.7 (9.2)   | 16.8 (16.8)<br>32.5 (8.7)<br>24.1 (11.7)   |



## STANDARD AND OPTIONAL EQUIPMENT

|   | 2.0 T. SPARK | 2.0 T. SPARK LUSO | 3.0 V6 24V LUSO |
|---|--------------|-------------------|-----------------|
| <b>OUTSIDE</b>  |              |                   |                 |
| Electric front windows (one-touch on driver's side)                     | ●            | ●                 | ●               |
| Central locking with remote control (radio frequency)                   | ●            | ●                 | ●               |
| Twin electric heated door mirrors                                       | ●            | ●                 | ●               |
| Body-coloured bumpers and rubbing strips                                | ●            | ●                 | ●               |
| Black painted stainless steel exhaust trim                              | ●            | ●                 | ●               |
| Light alloy wheels (205/50 16")   | ●            | ●                 | ●               |
| Brake calipers painted red (white Alfa Romeo wording on front calipers) | —            | —                 | ●               |
| Black painted brake calipers  | ●            | ●                 | —               |
| Electronic anti-theft system  | ●            | ●                 | ●               |
| Electric sunroof  | ○            | ○                 | ○               |
| Iridescent paint  | —            | ○                 | ○               |
| Metallic paint  | ○            | ○                 | ○               |
| <b>INSIDE</b>   |              |                   |                 |
| Check control (door + boot status)                                      | ●            | ●                 | ●               |
| Three-spoke leather steering wheel                                      | ●            | ●                 | ●               |
| Steering wheel with height and reach adjustment                         | ●            | ●                 | ●               |
| Oddments compartment in armrest   | ●            | ●                 | ●               |
| Petrol cap release from inside car                                      | ●            | ●                 | ●               |
| Boot release from inside car  | ●            | ●                 | ●               |
| Driver's airbag   | ●            | ●                 | ●               |
| Passenger airbag (excludable)   | ●            | ●                 | ●               |
| Automatic climate control   | ●            | ●                 | ●               |
| Momo leather trimmed seats and door panels                              | —            | ●                 | ●               |
| Super Soft cloth seat and door panel upholstery                         | ●            | —                 | —               |
| Blue Style - Red Style interior   | —            | ○                 | ○               |
| Stereo radio/cassette   | ●            | ●                 | ●               |
| <b>SAFETY/MECHANICAL EQUIPMENT</b>                                      |              |                   |                 |
| Power steering  | ●            | ●                 | ●               |
| Alfa Code immobiliser   | ●            | ●                 | ●               |
| Pre-tensioned front seat-belts  | ●            | ●                 | ●               |
| Fire Prevention System  | ●            | ●                 | ●               |
| Headlight alignment adjustment  | ●            | ●                 | ●               |
| Third brake light   | ●            | ●                 | ●               |
| Polyelliptical headlights   | ●            | ●                 | ●               |
| Reinforced body   | ●            | ●                 | ●               |
| Multilink rear suspension   | ●            | ●                 | ●               |
| Foglights   | ●            | ●                 | ●               |
| Anti-skid system  | ●            | ●                 | ●               |

● = standard    ○ = optional    — = non available



Products offered for sale may differ from those described or illustrated in this leaflet due to later production changes in specification, components or place of manufacture.

The contents of this leaflet are therefore not to be treated as representations as to the current availability of products as described, or as to products actually offered for sale.

Alfa Romeo (Great Britain) reserves the right to make changes at any time, without notice, to prices, colours, materials, equipment, specifications and models and also to discontinue models.

Alfa Romeo Pubblicità - 02.9.9415.52 - abc - 10/98 - printed in Italy - Puntografico (BS)

Web Site: <http://www.alfaromeo.co.uk>

Dealer's Stamp