



NEW ALFA ROMEO TONALE

— 1.5T MHEV Veloce.
The First Electrified
Alfa Romeo.



JOIN THE TRIBE

EQUIPMENT LIST - TONALE 1.5T MHEV VELOCE


EXTERIOR

VELOCE DEDICATED FRONT GRILL
DARK MIRON BODY KIT WITH MATT INSERTS
ALFA SCUDETTO WITH DARK FINISHING
GLOSSY BLACK PAINTED DLO
RED-PAINTED BREMBO BRAKE CALIPERS
19" ALLOY WHEELS (DIAMOND CUT)
DARK MIRON PAINTED BODY KIT
MATT MIRON SIDE AND FRONT INSERTS AND SKIDPLATE
ELECTRICAL-FOLDING EXTERIOR MIRRORS
MATRIX FULL LED WITH ADAPTIVE SYSTEM
CAPLESS FUEL FILLER
BODY COLOR REAR SPOILER



INTERIOR

HARMAN KARDON SOUND SYSTEM
FACTORY LEATHER SEATS
VENTILATED FRONT SEATS
8-WAY ELECTRIC FRONT SEATS (INCLUDES TILT CUSHION ADJUSTER)
3 DRIVER SIDE MEMORIES
4 WAYS ELECTRIC DRIVER ONLY LUMBAR ADJUSTMENT
60/40 REAR SEATS W/SKI PASS
AUTO-DIMMING REAR MIRROR
ALUMINIUM DOOR SILLS
COLUMN MOUNTED ALUMINUM SHIFT PADDLES
METALLIC PEDALS
DUAL ZONE AIR CONDITIONING WITH AQS
REAR AIRVENTS
FULL DIGITAL 12.3-INCH TFT INSTRUMENT CLUSTER
HIGH R1- 10,25-INCH RADIO ROW TOUCHSCREEN
USB, BLUETOOTH AUDIO STREAMING
VOICE CONTROLS W/NAVIGATION
SPORTY LEATHER FULL GRAIN STEERING WHEEL
START BUTTON ON STEERING WHEEL
TRAFFIC SIGN INFORMATION (W/NAVIGATION)



SAFETY

6 AIRBAGS - FRONT DRIVER AND PASSENGER, SIDE, CURTAIN
360 CAMERA
BACK UP CAMERA AND DYNAMIC LINES
BLIND SPOT DETECTION WITH REAR CROSS PATH
FRONT, REAR AND SIDE PARK WARNING
FRONT AND REAR PARKING SENSORS
AUTO LIGHTS DUSK SENSOR
AUTO WIPERS RAIN SENSOR
AUTOMATIC HIGH BEAM
AUTONOMOUS EMERGENCY BRAKING INTERURBAN
CRUISE CONTROL ADAPTIVE
DROWSY DRIVER DETECTION
EMERGENCY BRAKING - INTERURBAN
FORWARD COLLISION WARNING
INTELLIGENT SPEED ASSIST (ISA)
LANE SUPPORT SYSTEM
SPEED LIMITING DEVICE
TYRE PRESSURE MONITORING SYSTEM - INDIRECT
TIRE INFLATOR/REPAIR KIT B GROUP LABEL
WARNING TRIANGLE



ICONIC ITALIAN DESIGN




CONVENIENCE

DNA W/ESC OFF (3 MODES + ESC OFF)
DUAL STAGE VALVE SUSPENSION
APPLE CAR PLAY / ANDROID AUTO
ELECTRIC PARK BRAKE WITH AUTOHOLD
FIX&GO
HANDS FREE POWER LIFTGATE
KEYLESS-ENTRY (FRONT DOORS)
KEYLESS-GO
WIRELESS CHARGING PAD
REAR USB PLUG TYPE A + C (CHARGE)
12V PLUGS - ONE IN THE FRONT AND ONE IN TRUNK
FRONT AND REAR POWER WINDOWS
AUTO UP/DOWN AND ANTIPINCH
FRONT USB PLUG TYPE A + C (CHARGE + DATA)



CUTTING EDGE TECHNOLOGY



ADVANCED DRIVING DYNAMICS





DISTINGUISHING FEATURES



Enhanced software
experience



State-of-the-art
electrification



Innovative technology
for control & comfort




Authentic
driving experience

SPECIFICATIONS

Engine	1.5L 48V-HYBRID TURBO	0 to 100 km/h	8.8 s
Displacement	1,469 cc	Fuel Capacity	55 L
Max Power	118 Kw (160 hp) @ 5,750 rpm	Fuel Type	Petrol
Max Torque	240 Nm @ 1,700 rpm	Fuel Consumption	6.3 L / 100 km
Wheel Size	235/45 R19	Transmission	7-speed Dual Clutch FWD
Unladen Weight	1,525 kg	CO2 (Combined)	144g/km
Boot Capacity	500 L	VES Band	B
Max Speed	212 km/h		

DIMENSIONS



- Capella Auto Pte. Ltd. reserves the right to change specifications and equipment without prior notice.
- Actual product may differ from specs and images used in this leaflet.
- Terms & conditions apply.

CAPELLA AUTO PTE. LTD.



1 CHANG CHARN ROAD, SINGAPORE 159630.



TEL: 6479 3333



www.alfaromeo.com.sg



[alfaromeosg](https://www.instagram.com/alfaromeosg)

Scan to find
out more now:

