



INTEGRA

Designed to deliver exacting

agility and unrivaled response, the

celebrated

2001 Integra

from Acura is

more than an

exhilarating sports coupe. It is a

prodigy of our Formula One heritage.





Over ten years ago, Acura had a vision. To take years of experience from some of the world's most demanding racetracks and create a sports coupe with unprecedented performance and grace. That automobile was the Acura Integra. And today, it continues to be the pace-setting car in its class.

From its precision suspension to its advanced, lightweight engine, the Integra bristles with Formula One innovations. Its sleek contours and aerodynamic lines are at once performance enhancing and

befitting of such an aggressive sports coupe. Coupled by an expertly-designed cockpit, one need only test drive the Integra to feel the pulse-quickening spirit of the race.

Yet the real test of this lauded performance machine has been that of time. Now over a decade after its inception and with four alluring models to choose from, the Acura Integra is still the pinnacle of intelligent engineering, exhilarating performance, and premium value. And it will continue to hold its coveted position well into this millennium.

Philosophy





A sculptured driver's seat provides reassuring support during spirited driving manoeuvres.

Comfort & Features



The standard immobilizer system helps prevent theft by ensuring the Integra cannot be started without the proper, electronically coded key.

Our engineers believe that riveting performance should be experienced from a comfortable, highly-personalized space. To this end, no detail in the interior has been overlooked.

Whether your Integra has the rich moquette fabric or the supple leather-trimmed interior, the seats are sculpted to be highly-supportive yet plush, making them ideal for spirited driving manoeuvres

as well as long trips. Other thoughtful details that reward the driver are highly visible levers and switches that are ergonomically positioned and easy to read.

As elegant and soothing as the cabin is, the Acura Integra also offers the hidden benefit of a rigid chassis. This feature provides you with a firm, solid ride while you enjoy the eagerness of race-bred response.



Like every Acura, the Integra abounds with sophisticated amenities. The SE, GS, and GS-R models include air conditioning and an ignition immobilizer system among other things, while the GS and GS-R add refinements like a moonroof and cruise control.

The pièce de résistance is a powerful AM/FM stereo with an in-dash CD player, six speakers, and an anti-theft feature. So, your Integra will sound as pleasing as it feels.



A power-operated exterior moonroof, standard on GS and GS-R models, provides more head room than interior-sliding versions.



The premium 50-watt audio system has an in-dash CD player and an anti-theft feature. A cassette player is optional.



The unique pin-guide system helps reduce wind and road noise by eliminating window flex at high speeds.



This ergonomically designed control panel, located in the driver's door, houses power controls for windows and door mirrors.









The VTEC system (GS-R and Type R) increases engine breathing to help produce a broader torque range and more power at high rpm.



The GS-R and Type R have a special five-speed, close ratio manual transmission to complement the engine's broad power band.

Performance & Safety



A 4-wheel, independent double wishbone suspension provides outstanding agility and responsive handling. Combined with variable, power-assisted steering, manoeuvring is practically effortless.

In describing the performance prowess of the Acura Integra, the word "sporty" is just the beginning. Under the hood of every Integra beats the heart of a racing machine. Using state-of-the-art technology, Integra engines are dual-overhead-camshaft, 4-valve-per-cylinder designs. The GS-R and the Type R offer added thrust thanks to the VTEC (Variable Valve Timing and Lift Electronic Control) system which produces a remarkable

170 and 195 horsepower, respectively.

A quick-shifting, 5-speed manual transmission is standard on all models, with the GS-R and Type R featuring a specially-tuned, close-ratio version. Optional on the SE and GS is a four-speed automatic transmission with the unique Grade Logic Control System which reduces gear-hunting on inclines.

The undeniable result: a highly personal and pulse-quickenning experience.





Dual side-impact steel door beams in each door give the Integra enhanced occupant protection in the event of a lateral collision.

A sophisticated sports machine needs equally sophisticated safety systems. Added to the Integra's steel-reinforced unit body are front and rear crumple zones, and two side impact beams for enhanced cabin protection. Three-point seat belts throughout the car provide primary protection. And for superior braking, there's an Anti-Lock Braking System (ABS) on the GS, GS-R and Type R.



Standard dual air bags (SRS) deploy in milliseconds to help protect the driver and front passenger in frontal collisions.



Disc brakes on all four wheels provide consistent fade-free stopping power.



Specifications



ENGINEERING

	Integra SE	Integra GS	Integra GS-R	Integra Type R
Engine Type	1.8 litre, 4-cylinder, 16-valve DOHC			1.8 litre, 4-cylinder, 16 valve DOHC with Variable Valve Timing and Lift Electronic Control (VTEC) system
Horsepower, SAE net	140 hp @ 6300 rpm			195 hp @ 8000 rpm
Torque, SAE net	124 lbs.-ft. (168.1 N•m) @ 5200 rpm			150 lbs.-ft. (176.3 N•m) @ 7500 rpm
Redline	6800 rpm			8400 rpm
Bore & Stroke	81 mm x 89 mm			81 mm x 87.2 mm
Displacement	1834 cc			1797 cc
Compression Ratio	9.2:1			10.6:1
Fuel System	Programmed Fuel Injection (PGM-FI)			Programmed Fuel Injection (PGM-FI) with dual-stage intake manifold
Valvetrain	4-valves-per-cylinder, belt-driven, dual-overhead-camshafts			4-valves-per-cylinder, belt-driven, dual-overhead-camshafts with VTEC system
Drivetrain	Transverse front engine/front-wheel drive with equal length halfshafts			
Engine Block/Cylinder Head	Aluminum alloy with cast-iron cylinder liners			
Emission Control	3-way catalytic converter			
Ignition System	Electronic			Electronic with knock sensor
Transmission	5-Speed manual (standard) 4-Speed automatic with Cruise Logic Control System (optional)			5-Speed close-ratio manual only

SUSPENSION / CHASSIS

Front Suspension	Independent double-wishbone with coil springs and stabilizer bar (22.1 mm diameter)		Independent double-wishbone with coil springs and stabilizer bar (24.0 mm diameter)	Independent double-wishbone with coil springs and stabilizer bar (24.0 mm diameter)
Rear Suspension	Independent double-wishbone with trailing link, coil springs and stabilizer bar (12.9 mm diameter)		Independent double-wishbone with trailing link, coil springs and stabilizer bar (14.0 mm diameter)	Independent double-wishbone with trailing link, coil springs and stabilizer bar (22.2 mm diameter)
Shock Absorbers (Front and Rear)	Gas-pressurized with Honda Progressive Valve (HPV)			Gas-pressurized with Honda Progressive Valve (HPV)
Steering Type	Variable power-assisted, rack-and-pinion			Variable power-assisted, rack-and-pinion
Turning Radius	5.3 m			5.3 m
Wheels	14" x 5.5 J cast aluminum alloy	15" x 6.0 J machined finish aluminum alloy		15" x 6.0 J painted white aluminum alloy
Tires	195/60 R14 85H All-Season	195/55 R15 84V All-Season Performance		195/55 R15 84V Summer High-Performance
Braking System	Dual-diagonal, power-assisted, 4-wheel disc brakes (ABS on GS and GS-R)			Dual-diagonal, power-assisted, 4-wheel disc brakes with ABS
Front Discs	Ventilated, 262 mm diameter, 21 mm rotor thickness			Ventilated, 262 mm diameter, 21 mm rotor thickness
Rear Discs	Solid, 269 mm diameter, 9 mm rotor thickness			Solid, 269 mm diameter, 9 mm rotor thickness

CAPACITIES

Engine Oil	4.6 litres		4.8 litres	4.8 litres
Fuel Tank (litres)	50			50
Passenger Volume (litres)	2184	2150		2184
Cargo Volume (litres)	377			377

SAFETY FEATURES

Driver and front passenger air bag
Supplemental Restraint System (SRS)
Anti-Lock Braking System (ABS)
(GS, GS-R and Type R)
ECU immobilizer system
3-point (ELR) seat belts*

3-point (ALR) seat belts
(Front R/L, Rear**)
Impact-absorption zones
(front/rear)
Side-intrusion hip pads
Projector beam halogen headlights

All-Season radial tires
(SE, GS and GS-R)
Pre-wiring for security system

*ELR Emergency Locking Retractor
**ALR Automatic Locking Retractor

FUEL ECONOMY

Fuel Consumption
(2000 Data Shown)
Recommended Fuel

Manual Transmission
Automatic Transmission:

SE and GS - City 9.3, Highway 6.8 (L/100 km)
SE and GS only - City: 10.0, Highway: 7.0 (L/100 km)
SE and GS, regular unleaded

GS-R and Type R - City 9.4, Highway 7.0 (L/100 km)
GS-R and Type R, premium unleaded

Please See your Dealer for the latest 2001 Transport Canada data.

EXTERIOR DIMENSIONS

	SE	GS	GS-R	Type R
Wheelbase:		2570 mm		2570 mm
Track, front:		1475 mm		1480 mm
Track, rear:		1470 mm		1475 mm
Length:		4350 mm		4380 mm
Width:		1710 mm		1695 mm
Height:		1335 mm		1320 mm
Minimum Ground Clearance:		150 mm		135 mm
Curb Weight:				
Manual Transmission	1147 kg	1197 kg	1210 kg	1172 kg
Automatic Transmission	1166 kg	1216 kg	N/A	N/A
Weight Distribution, (%) front/rear	62/38	63/37	64/36	62/38

INTERIOR DIMENSIONS

	SE	GS	GS-R	Type R
Front: Head Room	980 mm	962 mm		960 mm
Leg Room:		1085 mm		1055 mm
Hip Room:		1278 mm		1278 mm
Shoulder Room:		1314 mm		1314 mm
Rear: Head Room:		890 mm		890 mm
Leg Room:		714 mm		714 mm
Hip Room:		1119 mm		1119 mm
Shoulder Room:		1240 mm		1240 mm

EXTERIOR FEATURES

	SE	GS	GS-R	Type R
Body-coloured front and rear bumpers; front air dam	•	•	•	•
Green tinted glass	•	•	•	•
Folding power-operated body-coloured door mirrors	•	•	•	•
Projector beam halogen headlights	•	•	•	•
Alloy wheels	•	•	•	•
Two-speed windshield wipers with intermittent feature	•	•	•	•
Rear window defroster with timer	•	•	•	•
Rear window wiper/washer	•	•	•	•
Aerodynamic body-coloured rear spoiler	•	•	•	Wing Type
Protective body-side mouldings - Body-Coloured	•	•	•	•
Body-coloured side sill and front chin spoiler	•	•	•	•

ACCESSORIES

Genuine Acura Accessories are designed to complement, accentuate and personalize your Acura Integra. Ask your Acura Dealer for additional information.



Our customized nose mask helps protect your Acura Integra's front end from abrasions and personalizes its distinctive look.



A premium-quality trunk-mounted 6-disc CD Changer provides up to 7 hours of uninterrupted music.











Distinctive 24K gold-plated emblems and exhaust finisher add further sophistication to your Acura.

- Cassette player
- Wheel locks
- Moonroof visor
- Splash guards
- Security system
- Fog light kit



COLOUR AND TRIM

EXTERIOR COLOUR	INTERIOR COLOUR			
	Integra SE	Integra GS	Integra GS-R	Type R
Satin Silver Metallic	Fabric	Leather	Leather	Exclusive Fabric
Nighthawk Black Pearl	Ebony	Ebony	Ebony	
Milano Red	Parchment	Parchment	Parchment	
Titanium Metallic	Ebony	Ebony	Ebony	
Championship White	Ebony	Ebony	Ebony	Red
				
Satin Silver Metallic	Nighthawk Black Pearl	Milano Red	Titanium Metallic	Championship White
				
Parchment Fabric (SE model)	Ebony Fabric (SE model)	Parchment Leather (GS model)	Ebony Leather (GS, GS-R models)	Exclusive Fabric (Type R model)

THE ACURA EXPERIENCE



At Acura, our commitment to excellence goes far beyond engineering our vehicles. We're just as committed to making your ownership experience a rewarding one. That's why every new Acura includes: A complimentary tank of gas at time of delivery • Carpeted floor mats • Leather document holder • 6,000 and 12,000 kilometre scheduled maintenance • 24-hour Roadside Assistance for the first three years of ownership which includes Dispatch Emergency Roadside Service, Emergency Lockout Service, Traffic Accident Services and more. See your Acura Dealer for details.

ACURA PLUS

As a new Acura owner, you can prolong your worry-free ownership experience by purchasing additional coverage. Just choose from our flexible selection of Mechanical Coverage that extends up to 7 years/160,000 km, whichever comes first. You can also extend your Roadside Assistance. Ask your Acura Dealer for full details.

WARRANTIES

Your new Acura vehicle includes the following warranties: Major component - 5-year/100,000 km limited warranty • Vehicle - 3-year/60,000 km distributors limited warranty • Rust Perforation - 5-year unlimited distance warranty • Surface Corrosion - 3-year unlimited distance warranty • Accessories - 3-year/60,000 km limited warranty (when installed by an authorized Acura Dealer at time of new vehicle delivery). Regular maintenance items and parts are subject to normal wear and replacement, and therefore not covered by warranty. Certain other items are excluded. See your Acura Dealer for complete details.

LEASING AND FINANCING

We offer an array of options to make owning an Acura even easier. Ask your Acura Dealer for complete details on: *Acura Leadership Leasing**, *Acura Future Value Financing** and *Conventional Financing**.

*A genuine service of Honda Canada Finance Inc. Conditions, restrictions and pre-payment requirements might apply. O.A.C. "Acura Future Value Financing" does not apply in the province of Quebec.

Specifications, features, illustrations and equipment shown in this catalogue are based upon the latest available information at the time of publication. Although descriptions are believed to be correct, accuracy cannot be guaranteed. Honda Canada Inc. reserves the right to make changes at any time, without notice or obligation, in colours, specifications, accessories, materials and models. Some vehicles are shown with optional equipment.

2000 Acura, a division of Honda Canada Inc., 715 Miller Avenue, Scarborough, Ontario Canada M1B 2K8. 1-888-9-ACURA-9. www.acura.ca. Acura, NSX, TL, CL, EL, MDX and Integra are registered trademarks of Honda Motor Co. Ltd.



ACURA

Designed with purpose. Driven by passion.